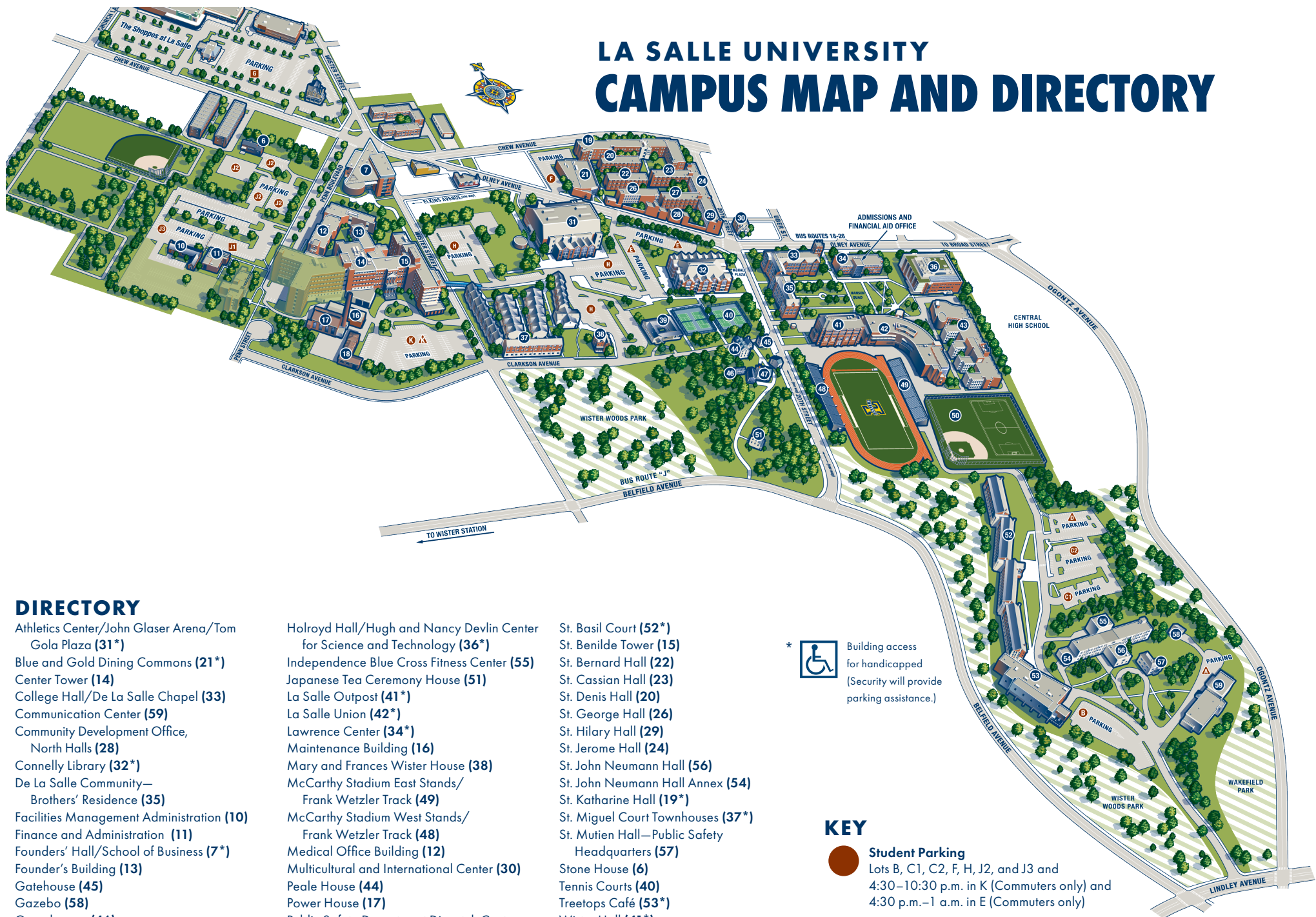


# LA SALLE UNIVERSITY CAMPUS MAP AND DIRECTORY



## DIRECTORY




Athletics Center/John Glaser Arena/Tom Gola Plaza (31\*)  
Blue and Gold Dining Commons (21\*)  
Center Tower (14)  
College Hall/De La Salle Chapel (33)  
Communication Center (59)  
Community Development Office, North Halls (28)  
Connelly Library (32\*)  
De La Salle Community—  
Brothers' Residence (35)  
Facilities Management Administration (10)  
Finance and Administration (11)  
Founders' Hall/School of Business (7\*)  
Founder's Building (13)  
Gatehouse (45)  
Gazebo (58)  
Greenhouses (46)  
Grounds Building (18)  
Hank DeVincent Field (50\*)  
Hayman Hall/La Salle Art Museum (43\*)

Holroyd Hall/Hugh and Nancy Devlin Center for Science and Technology (36\*)  
Independence Blue Cross Fitness Center (55)  
Japanese Tea Ceremony House (51)  
La Salle Outpost (41\*)  
La Salle Union (42\*)  
Lawrence Center (34\*)  
Maintenance Building (16)  
Mary and Frances Wister House (38)  
McCarthy Stadium East Stands/  
Frank Wetzler Track (49)  
McCarthy Stadium West Stands/  
Frank Wetzler Track (48)  
Medical Office Building (12)  
Multicultural and International Center (30)  
Peale House (44)  
Power House (17)  
Public Safety Department Dispatch Center—  
Carriage House (47)  
St. Albert Hall (27)  
St. Anselm Hall—Brothers' Residence (39\*)

St. Basil Court (52\*)  
St. Benilde Tower (15)  
St. Bernard Hall (22)  
St. Cassian Hall (23)  
St. Denis Hall (20)  
St. George Hall (26)  
St. Hilary Hall (29)  
St. Jerome Hall (24)  
St. John Neumann Hall (56)  
St. John Neumann Hall Annex (54)  
St. Katharine Hall (19\*)  
St. Miguel Court Townhouses (37\*)  
St. Mutien Hall—Public Safety  
Headquarters (57)  
Stone House (6)  
Tennis Courts (40)  
Treetops Café (53\*)  
Wister Hall (41\*)

\*  Building access for handicapped (Security will provide parking assistance.)

## KEY

-  **Student Parking**  
Lots B, C1, C2, F, H, J2, and J3 and  
4:30–10:30 p.m. in K (Commuters only) and  
4:30 p.m.–1 a.m. in E (Commuters only)
-  **Faculty and Staff Parking**  
Lots A, D, E, and K
-  **General Parking**  
Lots G and J1 (pay lot)